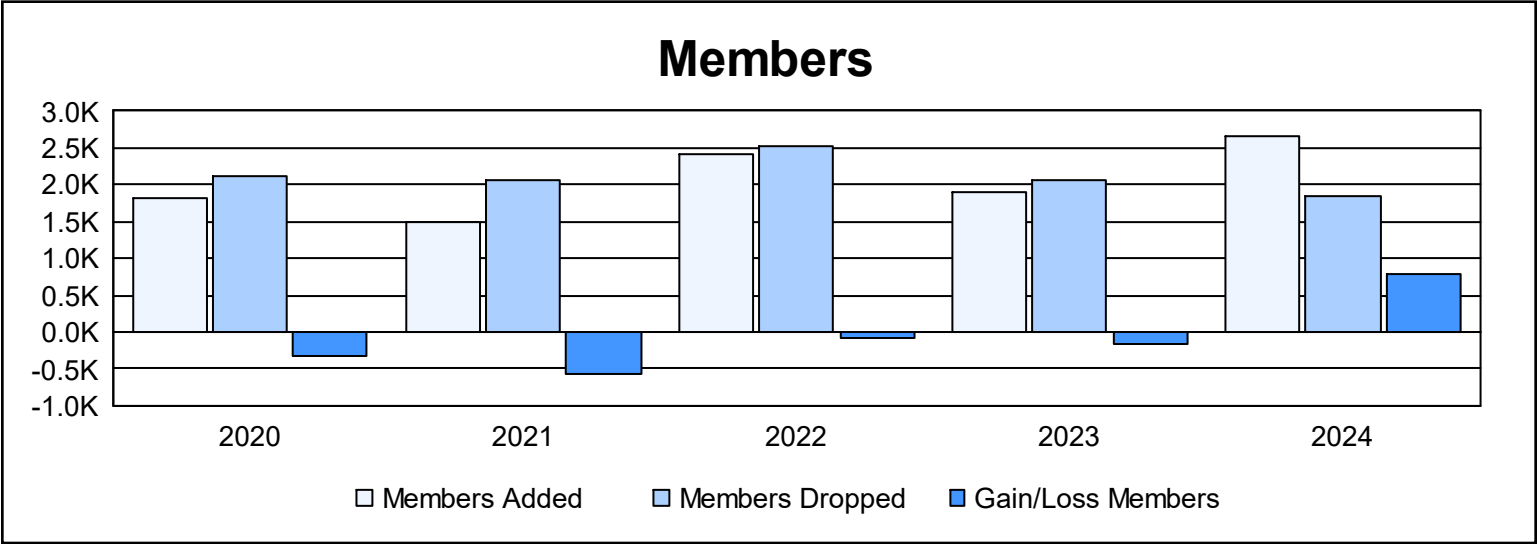
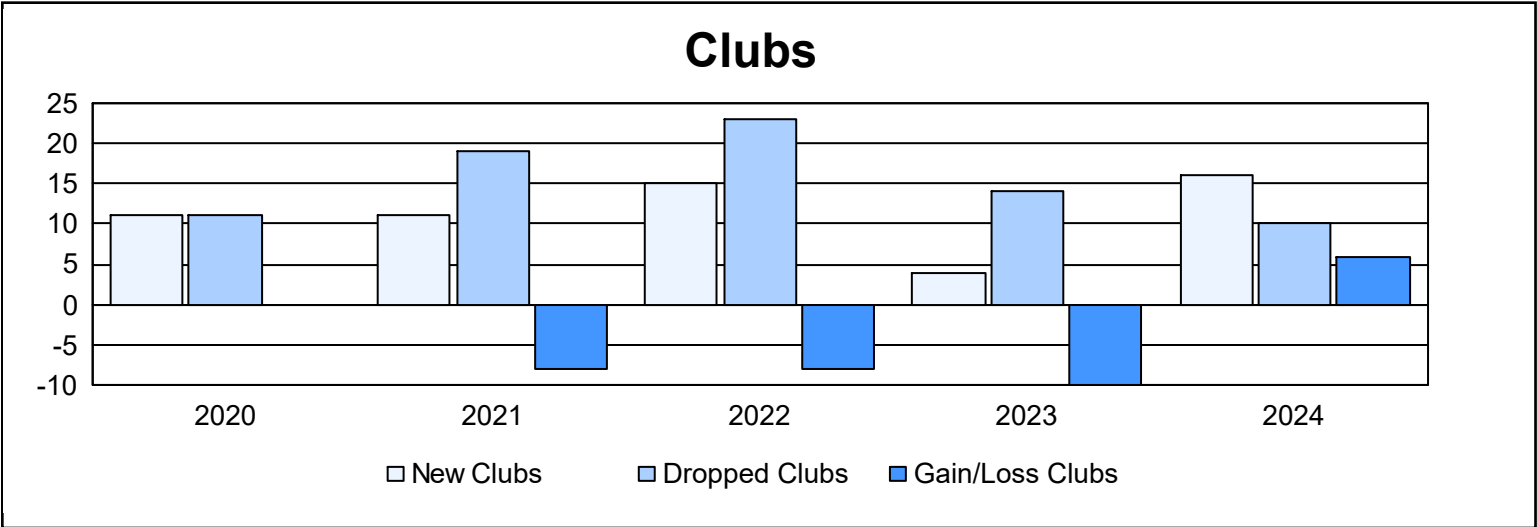
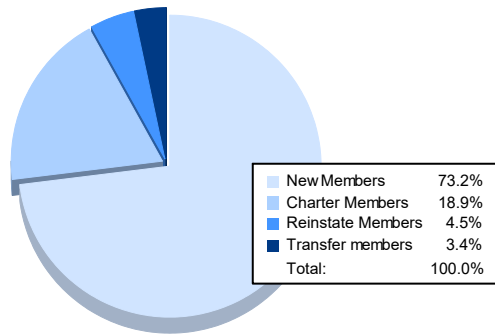


Year	New Clubs	Dropped Clubs	Gain/ Loss Clubs	New Members	Charter Members	Reinstate Members	Transfer Members	Total Member Added	Total Members Dropped	Gain/ Loss Members
2019-2020	11	11	0	1,379	281	54	91	1,805	2,123	-318
2020-2021	11	19	-8	997	330	147	16	1,490	2,057	-567
2021-2022	15	23	-8	1,593	531	245	56	2,425	2,517	-92
2022-2023	4	14	-10	1,596	156	88	48	1,888	2,057	-169
2023-2024	16	10	6	1,939	501	120	90	2,650	1,857	793
Average	11	15	-4	1,501	360	131	60	2,052	2,122	-71



Membership Composition June 2024 Cumulative



Gender Composition June 2024 Cumulative

